

Create Your Own Interactive Content with Pressbooks and H5P

Welcome!



Recording

We are recording this session.

The recording will be posted on our public Missouri Online website.



Zoom Netiquette

There are multiple ways to participate in this session



Raise your Zoom hand
(using the Reactions button)



Use the chat (and
stay on topic!)



Unmute your mic (and
say who you are!)



Keep your mic on mute
(unless you are sharing)



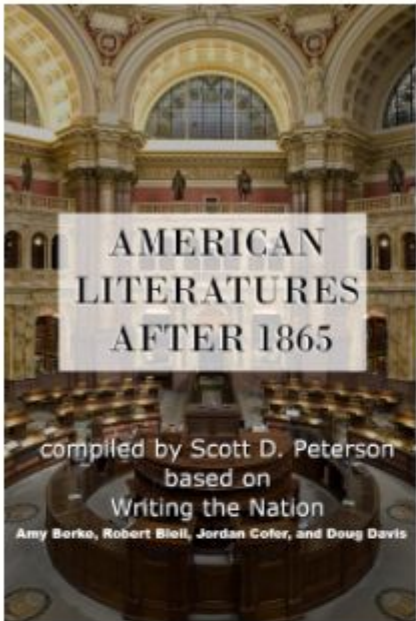
Turn your camera on if you can
(recommended)

Today's goals

- **Get started** with Pressbooks
 - use the directory
 - log into Pressbooks
 - clone and edit a Pressbooks
- Create an **interactive element** in Pressbooks using H5P
- Discuss Pressbooks uses for **OER** and **Open Pedagogy**

Pressbooks incl. H5P | Introduction

PB PRESSBOOKS



American Literatures After 1865

CC BY-SA (Attribution ShareAlike) | English

Author(s): Scott D. Peterson, Amy Berke, Robert Bleil, Jordan Cofer

Editor(s): Helena Marvin

Subject(s): The Arts

Institution(s): University of Missouri-Saint Louis

Last updated: 06/03/2024

This book is an anthology of American Literatures After 1865.



Interactive Video

Create videos enriched with interactions



Branching Scenario

Create dilemmas and self paced learning



Image Hotspots

Create an image with multiple info hotspots



Guess the Answer

Create an image with a question and answer

Benefits of Pressbooks

Customizability

- Edit, compile, adapt and remix resources
- Create a resource from scratch

Flexibility and user experience

- Add resources directly in **Canvas**
- **Navigate** content easily
- Make **updates** easily

Allow students to

- access materials at **no additional cost** (possibly OER)
- **retain access** after the end of the course

Caveats & Fair Warnings

Time Factor & Learning Curve

- locating and compiling *quality* resources takes time.

H5P activities within Pressbooks

- [Accessibility considerations](#)

Resources:

- [OER Evaluation Worksheet](#) | [OER Search Organizer](#)
- Librarians, [design services](#), [academic technology](#)

Two Resources

pressbooks.com

- whole Pressbooks directory, collections
- **best for:** initial exploring and searching (better interface)

umsystem.pressbooks.pub

- **Catalog:** UM System Pressbooks
- **Admin:** generate content (clone a book, crate a book)
- **My Books :** manage all your content

Explore the Pressbooks.com Directory

Search

Filters

License		
CC BY-NC-SA (200)	✓	✗
CC BY (122)	✓	✗
CC BY-NC (79)	✓	✗
All Rights Reserved (36)	✓	✗
CC BY-SA (31)	✓	✗
CC BY-NC-ND (25)	✓	✗
CC0 (1)	✓	✗
OCL-ND (1)	✓	✗

CLEAR FILTER

Subject	▼	
Network	▼	
Collection	▼	
Last Updated	▼	
Language	▼	
Institution	▼	
Publisher	▼	
Word Count	▼	
H5P Activities	▲	
Min	Max	Go
40	0	

Using the Pressbooks Directory

Licenses filters



To reuse, share, *and* edit/remix/adapt the resource:

- CC BY
- CC BY-SA
- CC BY-NC
- CCO
- OLC
- Any combinations of the above

To reuse and share *only* (no editing/remixing/adapting); include:

- CC BY NC-ND
- CC BY-ND
- OLC-ND
- ND = No Derivatives.

Reuse & Share under Fair Use [not OER]

- All Rights Reserved

Filter by Categories  Refine 



Sprint 1.A: Information architecture: Using canvas effectively

Explore organizational strategies and tools within Canvas to create a structured, intuitive learning environment that fits your teaching style. Ready to minimize cognitive load and foster engagement in your Canvas site?



Self-paced
FREE



Sprint 1.B: Designing digitally accessible documents

Learn how to create and modify Word and PowerPoint documents to meet accessibility standards. Then apply this knowledge to review and update your own materials. Ready to knock down barriers in your course?



Self-paced
FREE




Sprint 1.C: Creating effective instructional media

Unlock the art of dynamic instructional design by diving into multimedia learning. Craft engaging educational media and master the skills to captivate learners. Ready to transform your teaching approach?



Self-paced
FREE



Sprint 1.D: Plain language writing

Elevate your educational communication by mastering the art of clear expression, quick drafting, and impactful content creation. Ready to transform your teaching communication?



Self-paced
FREE





Account



Dashboard



Courses



Calendar



Inbox



History



Search



Non-Credit

Home

Modules

Credentials

Syllabus

Search

UMSYS-NONCREDIT-OER_INTRO_SPRINT



SPRINT 4.B: Open Educational Resources (OER) and Open Pedagogy

Description: In this sprint, you will search for, evaluate, and/or create OER or an outline of a renewable assignment inspired by open pedagogy.

To begin, select the “Content” button below.

☰ ▾ 1. Content



- ☰ 📄 Open Educational Resources ✔️ ⋮
- ☰ 📄 What can I do with OER? ✔️ ⋮
- ☰ 📄 Searching tips ✔️ ⋮
- ☰ 📄 Reviewing OER Content for Quality and Accessibility ✔️ ⋮
- ☰ 📄 Involve Students with Open Pedagogy ✔️ ⋮
- ☰ 📄 Inspiration: OER created by UM System Faculty ✔️ ⋮
- ☰ 📄 Next Steps ✔️ ⋮
- ☰ 📄 Additional Resources ✔️ ⋮
- ☰ Extras! ✔️ ⋮
- ☰ 📄 Bonus Video | Dr. Allen (MU Radiography) and Pressbooks ✔️ ⋮
- ☰ 📄 Pressbooks | Mini-lesson on Creative Commons Licenses ✔️ ⋮

What are Open Educational Resources?



[Transcript](#)

Learning Outcomes

To complete this sprint, you will complete the first two learning outcomes and select a third of your choice for the final assignment.

Core Outcomes (required)

- Describe the purpose of using Open Educational Resources (OER) or Open Pedagogy
- Describe the benefits and challenges of implementing OER or Open Pedagogy

Final Assignment Outcomes (select one)

- Option 1 - *Preliminary OER Search*: Conduct a preliminary **search** for an OER.
- Option 2 - *Preliminary OER Evaluation*: Conduct a preliminary **evaluation** of an existing OER.
- Option 3 - *Technologically advanced option*: Create or clone a Pressbooks ebook with an open license and add a digitally accessible H5P activity that aligns with the book's content.
- Option 4 - *Pedagogically advanced option*: Outline a plan for a renewable assignment inspired by open pedagogy and aligned with course learning outcomes.

How to clone a book

<https://umsystem.pressbooks.pub/>



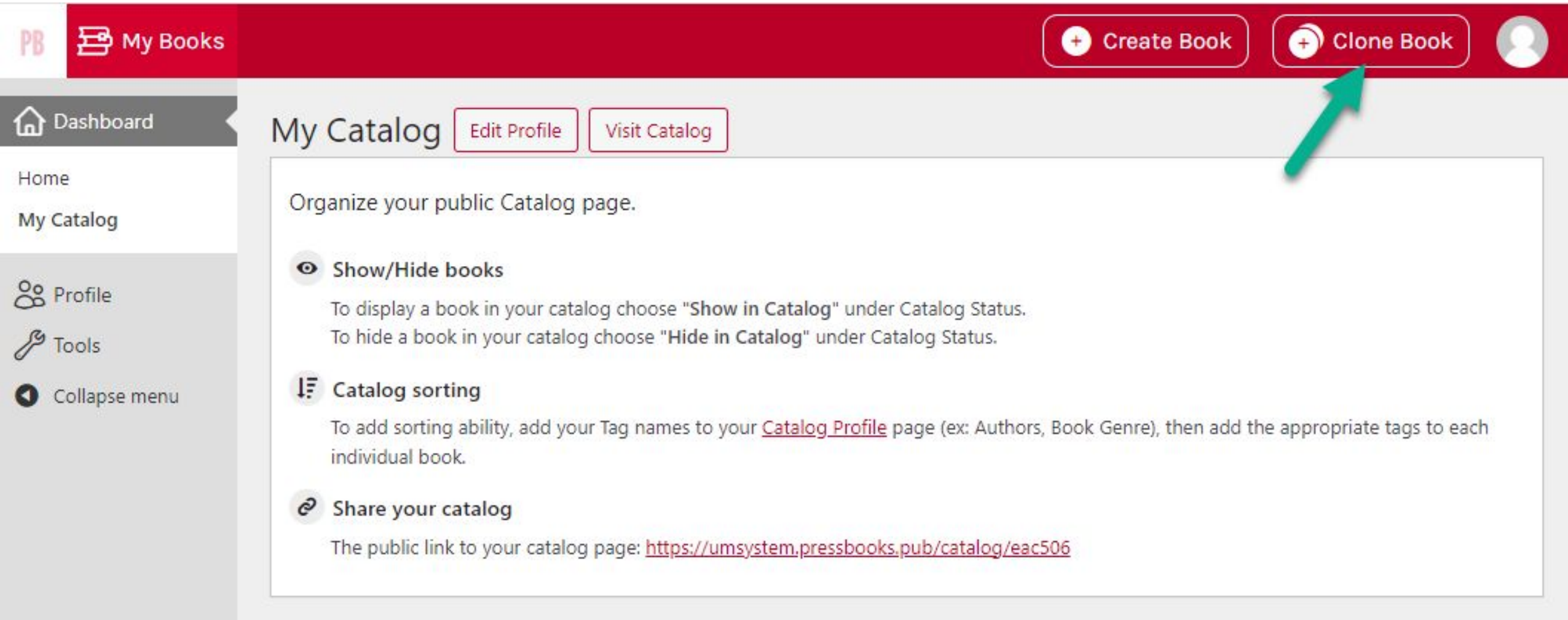
MISSOURI ONLINE **M.**

Home Catalog About Contact Admin **My Books** Sign Out


University of Missouri System

Open Textbooks & Course Materials

Select: Clone Book






The screenshot shows the Pressbooks user interface. At the top, a red navigation bar contains the 'PB' logo, 'My Books', and two buttons: 'Create Book' and 'Clone Book'. A red arrow points to the 'Clone Book' button. Below the navigation bar is a sidebar with a 'Dashboard' header and menu items for 'Home', 'My Catalog', 'Profile', 'Tools', and 'Collapse menu'. The main content area is titled 'My Catalog' and includes 'Edit Profile' and 'Visit Catalog' buttons. It contains instructions for organizing the public catalog page, including sections for 'Show/Hide books', 'Catalog sorting', and 'Share your catalog'.

My Books + Create Book + Clone Book 

My Catalog Edit Profile Visit Catalog

Organize your public Catalog page.

-  **Show/Hide books**
To display a book in your catalog choose "Show in Catalog" under Catalog Status.
To hide a book in your catalog choose "Hide in Catalog" under Catalog Status.
-  **Catalog sorting**
To add sorting ability, add your Tag names to your [Catalog Profile](#) page (ex: Authors, Book Genre), then add the appropriate tags to each individual book.
-  **Share your catalog**
The public link to your catalog page: <https://umssystem.pressbooks.pub/catalog/eac506>

[Dashboard](#)[Profile](#)[Tools](#)[Collapse menu](#)

Clone a Book

This tool allows you to clone openly licensed books from one Pressbooks network to another. The cloning process makes a copy of the original book for you to revise and redistribute as desired. You can enter the source book URL if you already know it, or find and select a suitable book from the Pressbooks Directory.

Source Book URL

Enter the URL of a Pressbooks book with an open license which permits cloning.

New Book URL

https://umssystem.pressbooks.pub/

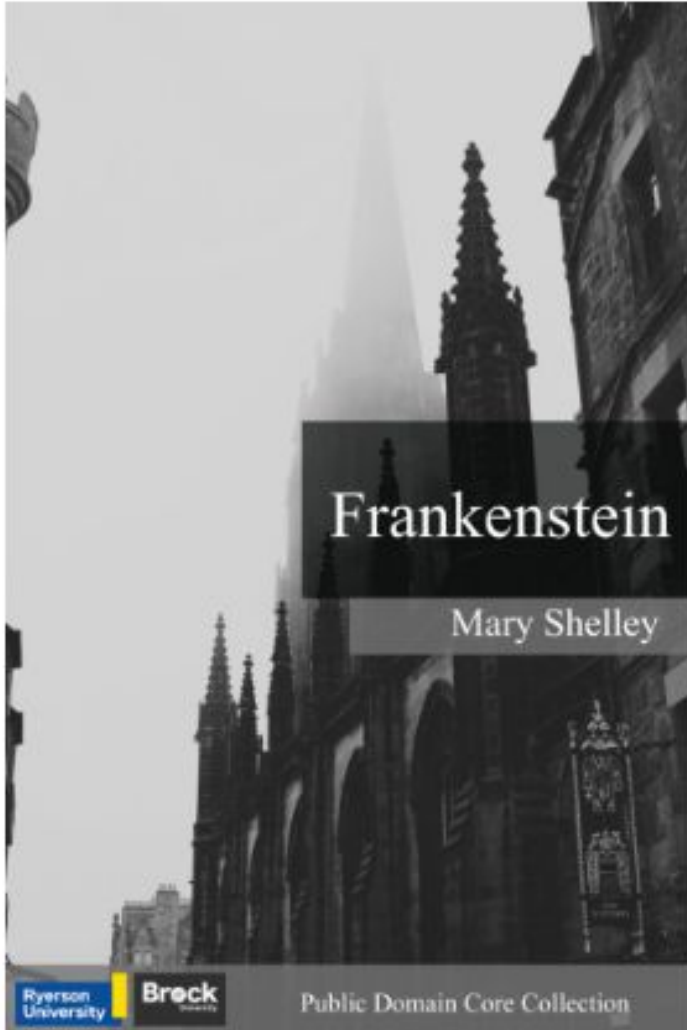
Enter the URL where you want this book to be cloned. This URL cannot be changed later, so choose carefully.

Clone book

Search the Pressbooks Directory



4 of 4 results shown. To see more results, or use advanced search and filtering capabilities, [visit the Directory itself.](#)



Frankenstein

Public Domain | [O H5P Activities](#) | English (Canada)

By Mary Shelley

Frankenstein; or, The Modern Prometheus (1818) is a novel written by English author Mary Shelley. The novel follows Victor Frankenstein, a young scientist who, using unorthodox scientific experiments, creates a sapient creature. At just 18 years old Shelley began writing the novel which was later published anonymously in London in 1818, when she was 20. Her name first appeared in the second edition, which was...

Select this book



(Public domain core collection)

My Catalog

Edit Profile

Visit Catalog

Organize your public Catalog page.

👁 Show/Hide books

To display a book in your catalog choose "Show in Catalog" under Catalog Status.

To hide a book in your catalog choose "Hide in Catalog" under Catalog Status.

📄 Catalog sorting

To add sorting ability, add your Tag names to your [Catalog Profile](#) page (ex: Authors, Book Genre), then add the appropriate tags to each individual book.

🔗 Share your catalog

The public link to your catalog page: <https://umsystem.pressbooks.pub/catalog/eac506>

 Add By URL

Bulk actions



Apply

<input type="checkbox"/>	Catalog Status	Privacy Status	Cover	Title	Author	Tag 1
<input type="checkbox"/>	✔	Public		Sandbox of Liz d.	eac506	n/a

catalog sorting




To add sorting ability, add your Tag names to your [Catalog Profile](#) page (ex: Authors, Book Genre), then add the appropriate tags to each individual book.

Share your catalog

The public link to your catalog page: <https://umsystem.pressbooks.pub/catalog/eac506>

Bulk actions

Apply

<input type="checkbox"/>	Catalog Status	Privacy Status	Cover	Title	Author	Tag 1	Tag 2
<input type="checkbox"/>	✓	Public		Sandbox of Liz d.	eac506	n/a	n/a
<input type="checkbox"/>	✓	Public		The OER Starter Kit	eac506	n/a	n/a
<input type="checkbox"/>	✗ Show in Catalog	Private		Frankenstein Visit Book Visit Admin	eac506	n/a Edit Tags	n/a Edit Tags



- Dashboard
- Home
- My Catalog
- Analytics

- Organize
- Book Info
- Appearance
- Export
- Import
- Publish
- Plugins
- Media
- Users
- Tools
- Settings
- Integrations
- HSP Content
- Collapse menu

Frankenstein

[Visit book](#)



- [Edit book info](#)
- [Organize book](#)
- [Change theme](#)
- [Manage users](#)
- [View Analytics](#)
- [Delete book](#)



[Write a new chapter](#)

[Import Content](#)

Support resources



[Getting started with Pressbooks](#)



[Pressbooks user guide](#)



[Pressbooks community forum](#)



[Pressbooks training webinars](#)

- Organize
- Book Info
- Appearance
- Export
- Import
- Publish
- Plugins
- Media
- Users
- Tools
- Settings



- [Edit book info](#)
- [Organize book](#)
- [Change theme](#)
- [Manage users](#)
- [View Analytics](#)
- [Delete book](#)

- Integrations
- H5P Content**
- Collapse menu

- All H5P Content
- Add New**
- Libraries
- My Results

resources



[Getting started with Pressbooks](#)



[Pressbooks user guide](#)



[Pressbooks commun](#)

- Dashboard
- Organize
- Book Info
- Appearance
- Export
- Import
- Publish
- Plugins
- Media
- Users
- Tools
- Settings
- Integrations
- H5P H5P Content**
- All H5P Content
- Add New
- Libraries
- My Results





Add New

H5P hub *Select content type*

Create Content Upload Paste

All Content Types (52 results)

Show: Popular First Newest First A to Z

	Memory Game Create the classic image pairing game	↓ Get
	Flashcards Create stylish and modern flashcards	↓ Get
	Documentation Tool Create a form wizard with text export	↓ Get
	True/False Question Create True/False questions	↓ Get



Actions

Display Options

- Display toolbar below content
- Allow users to download content
- Display Embed button
- Display Copyright button

Tags

Separate tags with commas



Title *

Metadata

Used for searching, reports and copyright information

Bride of Frankenstein (1935)

Task description *

Use these cards for recall practice

Cards *

1. This is Frankenst... ✕

2. This is the ____ ... ✕

+ ADD CARD

Question

Optional textual question for the card. (The card may use just an image, just a text or both)

This is Frankenstein's ____

Answer

Answer (solution) for the card. Use a forward slash / to split alternative solutions. Use \n if a solution should contain a /.

monster

Image

Optional image for the card. (The card may use just an image, just a text or both)



Edit image



Edit copyright

Alternative text for image

Promotional photo of Boris Karloff from The Bride of Frankenstein as

Cards *

- 1. Actor who playe... 
- 2. Card 

 ADD CARD

Question

Optional textual question for the card. (The card may use just an image, just a text or both)

Answer

Answer (solution) for the card. Use a forward slash / to split alternative solutions. Use \ if a solution should contain a /.

Image


Optional image for the card. (The card may use just an image, just a text or both)

 Add

Alternative text for image

Add New

H-P_{hub} Flashcards ▼

 Tutorial  Example

 Copy  Paste & Replace

 Flashcards ↗

Title * Metadata

Used for searching, reports and copyright information

Actors in the Bride of Frankenstein (1935)

Task description *

Use these cards for recall practice

Cards *

1. Frankenstein's m... ✕

2. Bride of Franken... ✕

+ ADD CARD

Question

Optional textual question for the card. (The card may use just an image, just a text or both)

Frankenstein's monster|

Actions

Create

Display Options ▲

- Display toolbar below content
- Allow users to download the content
- Display Embed button
- Display Copyright button

Tags ▲

Separate tags with commas

Use these cards for recall practice

1 / 2



This is Frankenstein's _____

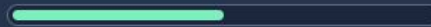
Your answer


Check



This is the _____
Frankenstein

Your answer











 Dashboard



Home

My Catalog

Analytics

 Organize Book Info Appearance Export Import Publish Plugins Media Users Tools Settings Integrations

Frankenstein

[Visit book](#) [Edit book info](#) [Organize book](#) [Change theme](#) [Manage users](#) [View Analytics](#) [Delete book](#)

Frankenstein

[Export](#)[Add Front Matter](#)[Add Back Matter](#)[Add Chapter](#)[Add Part](#)[Add Glossary Term](#)

Word Count: 78671 (whole book) / 78671 (selected for export)

Front Matter

[Add Front Matter](#)

Title	Authors	Show in Web	Show in Exports
Series Introduction Edit Trash View Move Down	Public Domain Core Collection Team	<input checked="" type="checkbox"/>	<input checked="" type="checkbox"/>
Introduction to the Book	Public Domain Core Collection Team	<input checked="" type="checkbox"/>	<input checked="" type="checkbox"/>
Accessibility Statement	Public Domain Core Collection Team	<input checked="" type="checkbox"/>	<input checked="" type="checkbox"/>
Acknowledgements	Public Domain Core Collection Team	<input checked="" type="checkbox"/>	<input checked="" type="checkbox"/>

Frankenstein


[Add Chapter](#)[Add Part](#)

[Edit](#) | [View](#)

Title	Authors	Show in Web	Show in Exports
Author's Introduction	—	<input checked="" type="checkbox"/>	<input checked="" type="checkbox"/>

Series Introduction

Permalink: <https://umsystem.pressbooks.pub/frankenstein/front-matter/series-introduction/> [Edit](#)

 Add Media

 Add H5P 

Visual

Text (HTML)

Paragraph

B

I

☰

☰

“

☰

☰

☰

🔗

☰

📄

✕

Formats

Textboxes

U

ABC

—

☰

A

A

📄

✂

Ω

☰

☰

↶

↷

↶

↷

?

☰

🔄

🔖

x²

x₂

<>

☰

☰

☰

☰

☰

The [Public Domain Core Collection](#) consists of over 50 titles of public domain works that have been created using Pressbooks and made available in online, epub, pdf and editable formats. Although the primary audience for this collection is students and faculty members in the post-secondary education sector in Ontario, the titles are freely available on the web to anyone who wants to read or adapt them for their own use.

Titles were chosen for this collection based on the following criteria:

- Relevance to post-secondary courses taught in Ontario
- Frequency of appearance on syllabi listed in the [Open Syllabus Project](#)
- Proposed usage in open assignments in courses at Ryerson and Brock universities during the Fall 2021 semester
- Inclusion of underrepresented voices (including titles by BIPOC authors)
- In the public domain

All texts are in the public domain (50 years after the death of the author) in Canada as of 2021. If you are accessing these texts from another country, please be aware that some of these works may not be in the public domain in your country. Supplementary materials (introductions, acknowledgements, etc.) are licensed under a [Creative Commons CC BY 4.0](#) license.

Pressbooks, OER, and Open Pedagogy

UMSYS-NONCREDIT-OER_INTRO_SPRINT



SPRINT 4.B: Open Educational Resources (OER) and Open Pedagogy

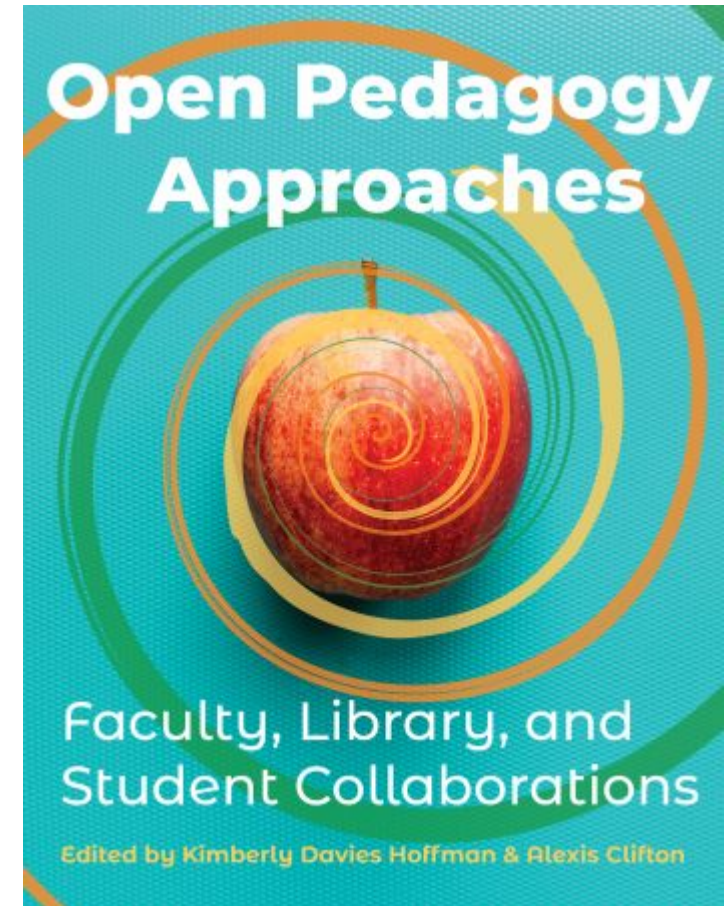
Description: In this sprint, you will search for, evaluate, and/or create OER or an outline of a renewable assignment inspired by open pedagogy.

To begin, select the “Content” button below.

Open Pedagogy

- Students as **co-creators**
- **Experiential** learning
- **Agency** in sharing work for an authentic audience
- “Renewable assignments”

[Open Pedagogy Project Roadmap](#)



Open Pedagogy | Examples

Students can contribute or create

- introduction **videos** for a book chapter (or a muddy point), instructor adds them to Pressbooks ([Robin de Rosa](#) for her [Open Anthology of Earlier American Literature](#))
- **visual summaries** or **conceptual maps** to add to the textbook
- a **glossary** using Hypothes.is or in a Google document, and the instructor [adds it to the Pressbook](#)
- a **new chapter** (for a larger project using student roles e.g. editor, writer, reviewer,...)
- have a set of **running collaborative textbook notes**

Caveat: these require significant editorial time from the instructor.

Open Pedagogy idea

Co-creating a Glossary with Hypothes.is and Pressbooks

hours. It had four time periods—sunrise, noon, sunset, and midnight. Each season was determined by the budding or leafing of plants, the spawning of fish, or the rutting time for animals. Most Indians thought the white race had been running around like scared rabbits ever since the invention of the clock.”

The **lexicon**, or vocabulary, of a language is an inventory of the items a culture talks about and has categorized in order to make sense of the world and deal with it effectively. For example, modern life is dictated for many by the need to travel by some kind of vehicle—cars, trucks, SUVs, trains, buses, etc. We therefore have thousands of words to talk about them, including types of vehicles, models,

Annotations¹ Page Notes

Manon Allard-Kropp (edited 44 secs ago) 1 min ago

lexicon,

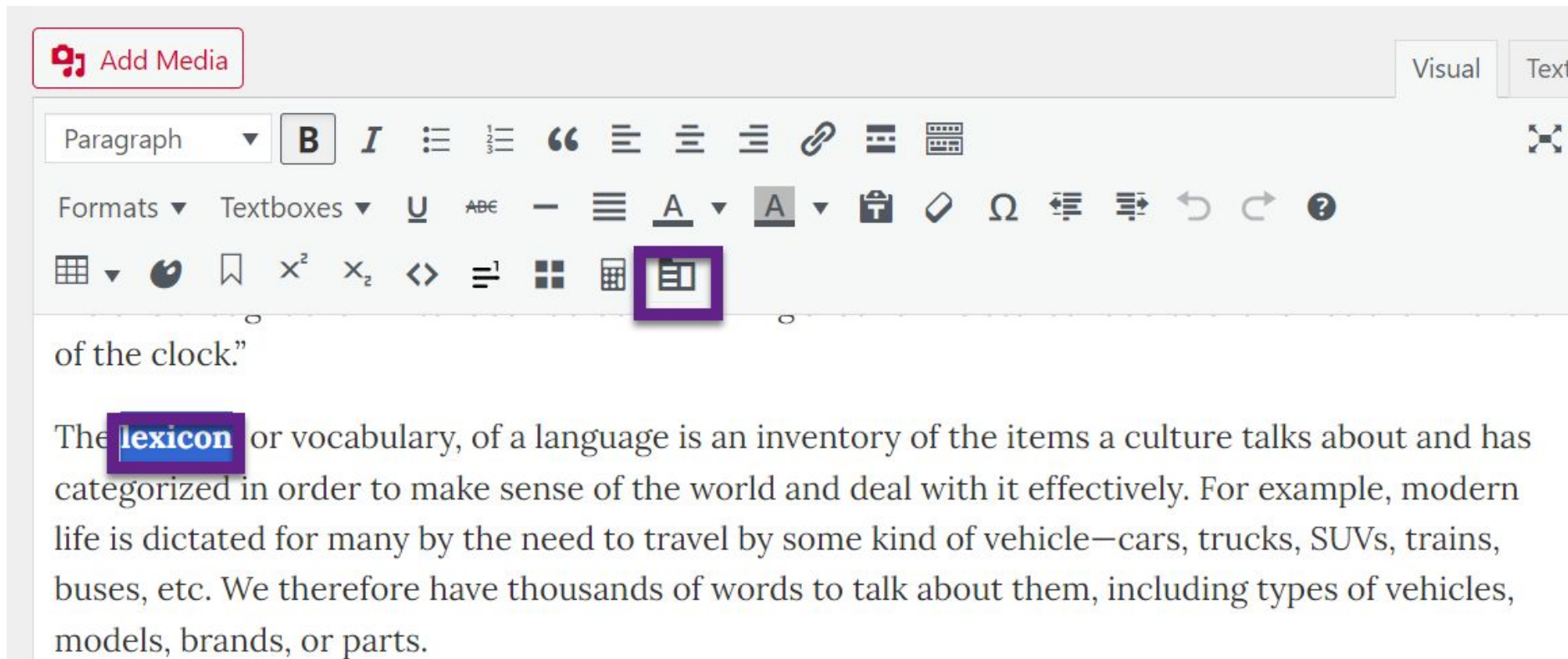
lexicon is the total amount of words in a language.

1

✎ 🗑️ ↶

Open Pedagogy idea (2)

Co-creating a Glossary with Hypothes.is and Pressbooks



of the clock.”

The **lexicon** or vocabulary, of a language is an inventory of the items a culture talks about and has categorized in order to make sense of the world and deal with it effectively. For example, modern life is dictated for many by the need to travel by some kind of vehicle—cars, trucks, SUVs, trains, buses, etc. We therefore have thousands of words to talk about them, including types of vehicles, models, brands, or parts.

General Resources

License & Attributions

- [Attribution Builder](#) & [Best Practices for Attribution](#)
- [Choosing a CC license for your OER](#)

Libraries

- MU library: [Open Educational Resources \(OER\)](#)
- UMKC library: [Open Educational Resources](#)
- S&T library: [Open Educational Resources](#)
- UMSL library: [Open Educational Resources \(OER\)](#)

Organizers

- [Printable and editable Quality OER Checklist](#)
- [OER Search Organizer](#)
- [Sample Editable OER Syllabus Statement](#)

Further trainings & Resources

- [OER Sprint Mini-course](#)
- [Academic Technologies events calendar](#)
- [Academic Technology Support](#)
- [OER & Low Cost Course Material Knowledge Base article](#)

Slides Resources

Slide 7

- [OER Evaluation Worksheet](#) | [OER Search Organizer](#)
- H5P via Pressbooks resources:
 - [H5P Accessibility resource](#)
 - [Using H5P in Pressbooks: Documentation](#)
 - [H5P example of activities](#)
- [Design services](#)
- [Academic technology services](#)
- [MU library](#) | [UMKC library](#) | [S&T library](#) | [UMSL library](#)

Slide 10

- [Creative common licenses](#)
- [How to choose and assign a license](#)
- Library resources on Copyright & Fair Use
[UMSL](#) | [UMKC](#) | [MU](#) | [S&T](#)

Slide 11

- [Sprint Ahead: Online Faculty Development Program.](#)

Slide 23

- [H5P Accessibility resource](#)

Slide 33

- [Open Pedagogy Project](#)
- [Slkide 34](#)
- [Robin de Rosa Open Pedagogy Example](#)
- Robin de Rosa [Open Anthology of Earlier American Literature](#))
- [Adding a Glossary to your Pressbook](#)

Slide 35

- [Hypothes.is: creating a Hypothes.is assignment in Canvas](#)

Slide 37

- [Adding your Pressbook to Canvas as a link](#)
- [Adding your Pressbook to Canvas as a Canvas Common Cartridge File](#)

Discussion & Questions



Turn your camera on if you can
(recommended)



Use the chat



Unmute your mic (and
say who you are!)

We're stopping the recording

teaching.missouri.edu

teachingonline@umsystem.edu

**MISSOURI
ONLINE** **M.**

MIZZOU
UMKC
MISSOURI S&T
UMSL

